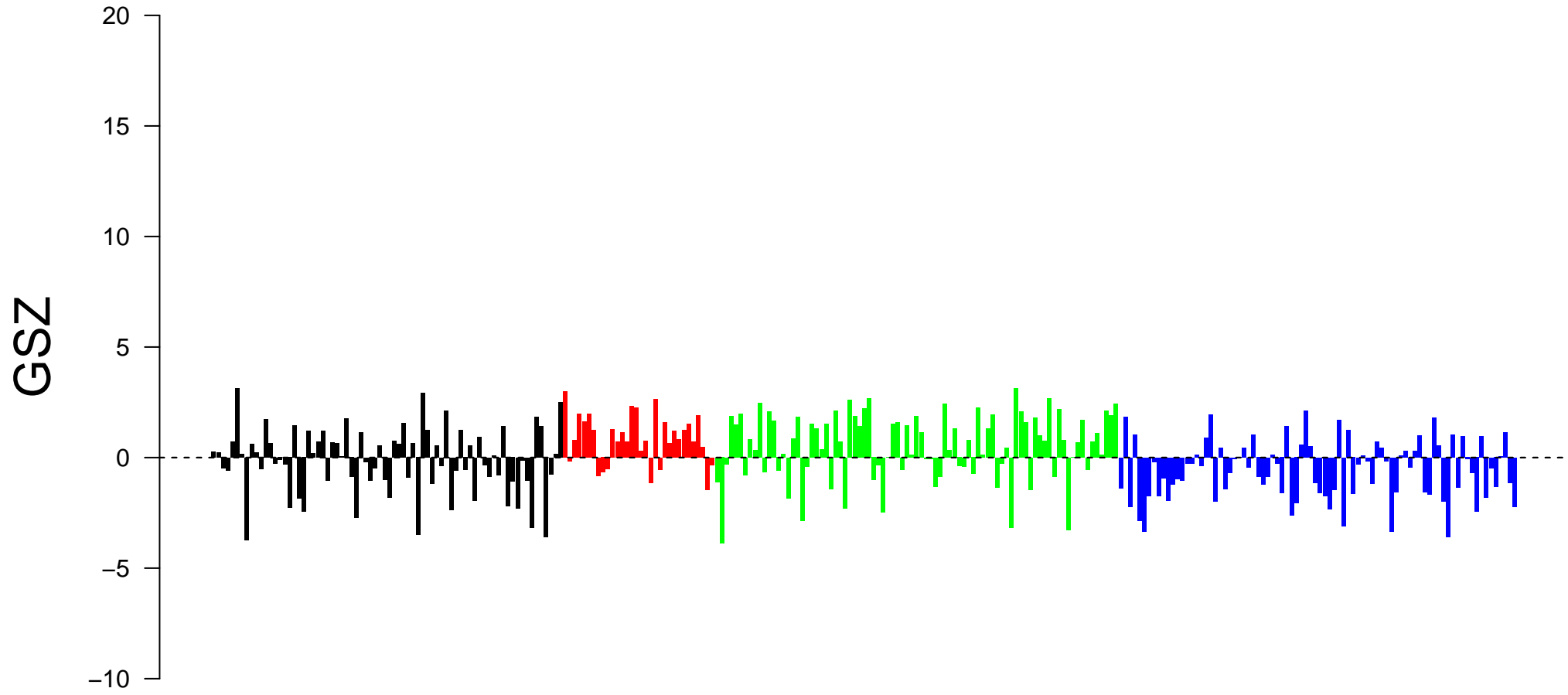
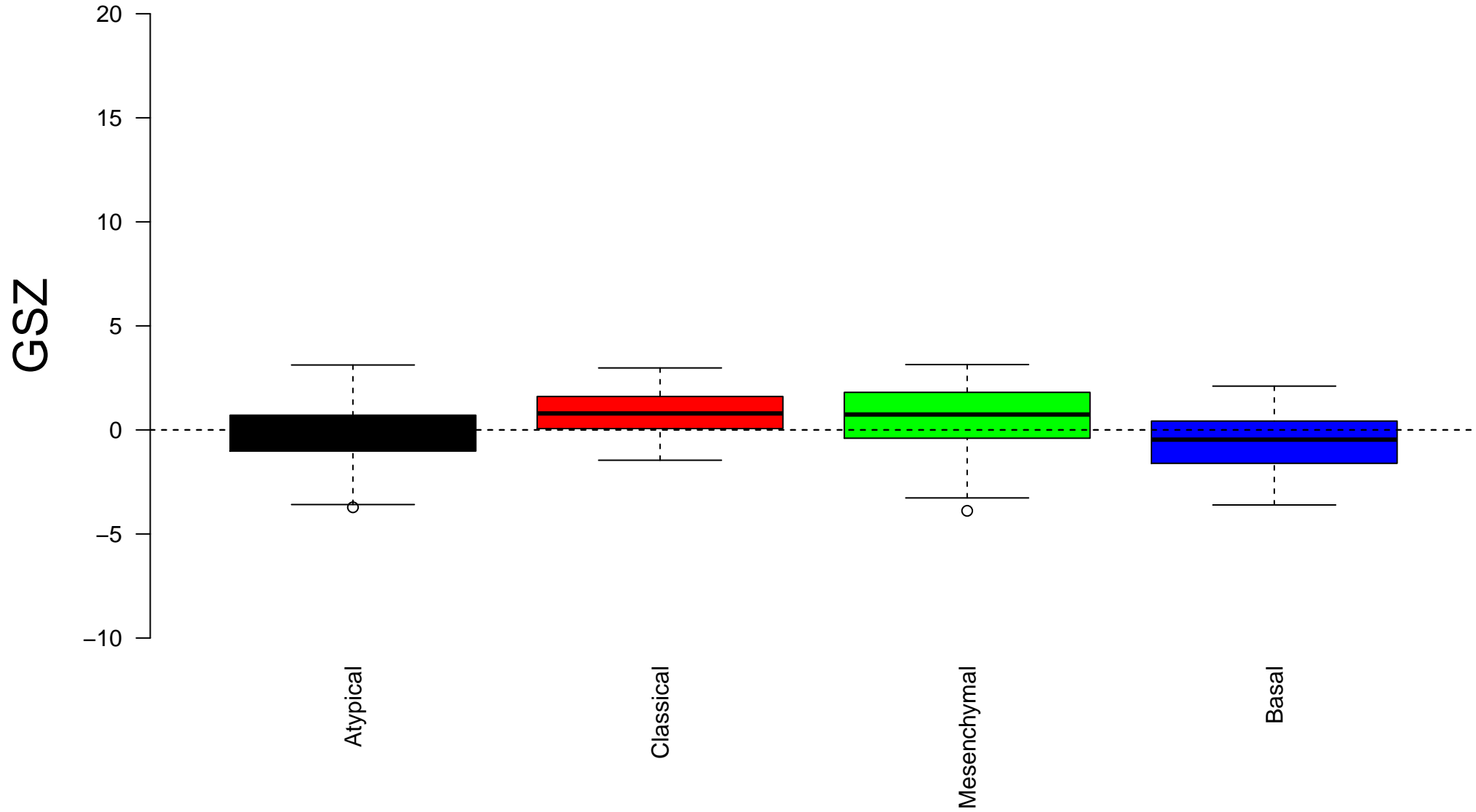


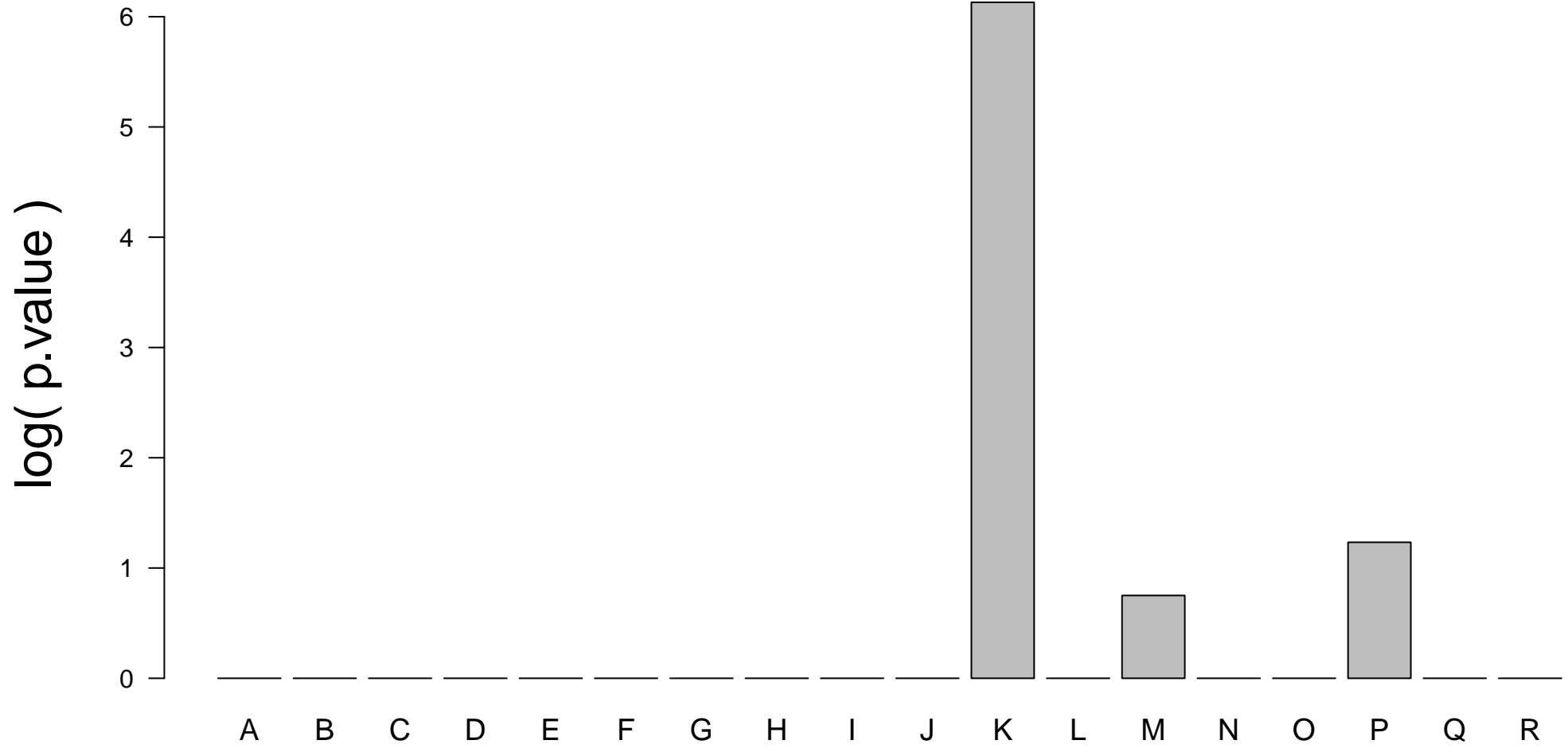
CHUANG_OXIDATIVE_STRESS_RESPONSE_DN




CHUANG_OXIDATIVE_STRESS_RESPONSE_DN




Enrichment in spots: CHUANG_OXIDATIVE_STRESS_RESPONSE_DN




Expression of CHUANG_OXIDATIVE_STRESS_RESPONSE_DN in Spot A




Expression of CHUANG_OXIDATIVE_STRESS_RESPONSE_DN in Spot B




Expression of CHUANG_OXIDATIVE_STRESS_RESPONSE_DN in Spot C



Expression of CHUANG_OXIDATIVE_STRESS_RESPONSE_DN in Spot D



Expression of CHUANG_OXIDATIVE_STRESS_RESPONSE_DN in Spot E



Expression of CHUANG_OXIDATIVE_STRESS_RESPONSE_DN in Spot F

Δe

0.6

0.4


0.2

0.0

-0.2

-0.4


-0.6




Expression of CHUANG_OXIDATIVE_STRESS_RESPONSE_DN in Spot G

Δe


0.6
0.4
0.2
0.0
-0.2
-0.4
-0.6



Expression of CHUANG_OXIDATIVE_STRESS_RESPONSE_DN in Spot H



Expression of CHUANG_OXIDATIVE_STRESS_RESPONSE_DN in Spot I



Expression of CHUANG_OXIDATIVE_STRESS_RESPONSE_DN in Spot J

Δe

0.6

0.4


0.2

0.0

-0.2

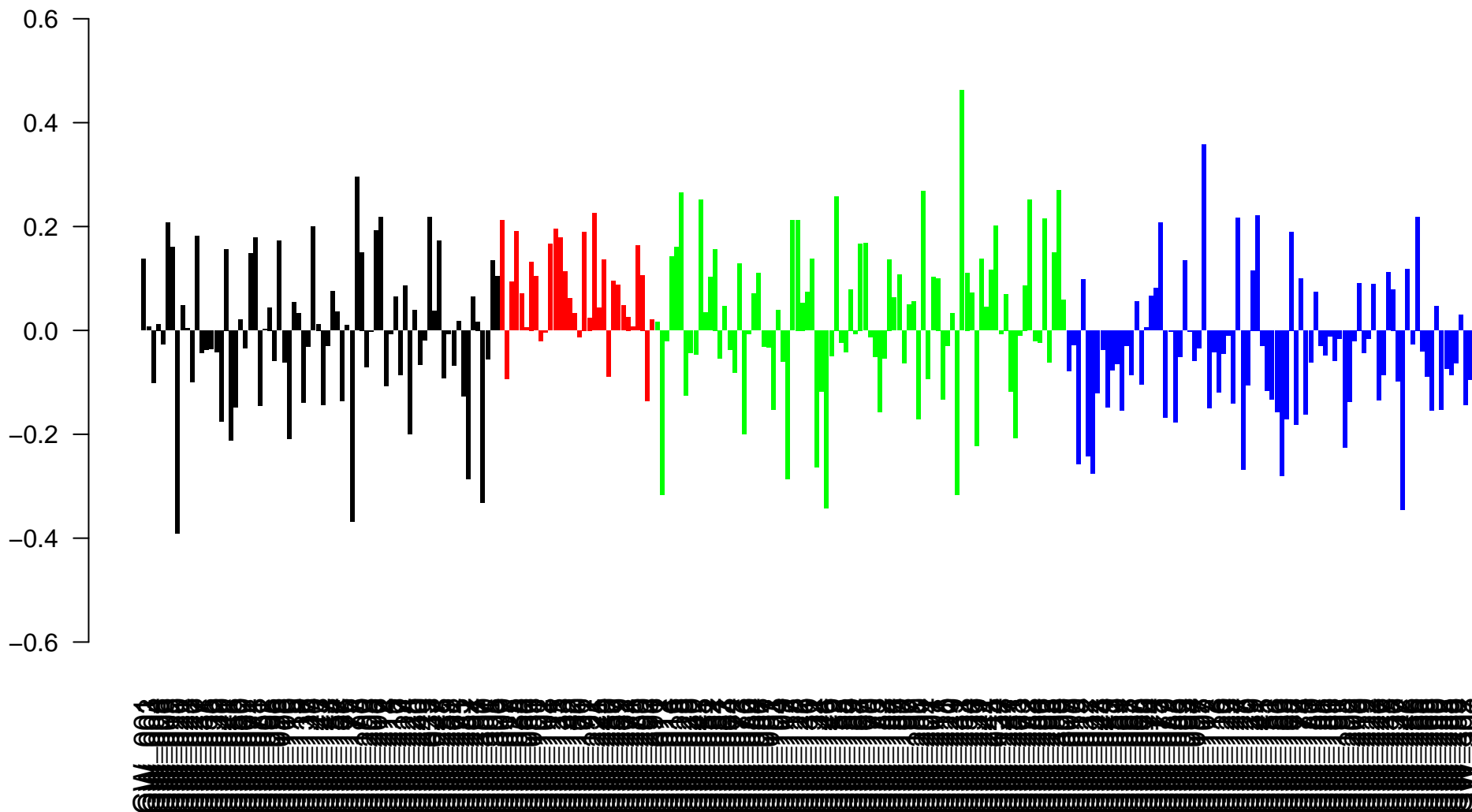
-0.4

-0.6



Expression of CHUANG_OXIDATIVE_STRESS_RESPONSE_DN in Spot K

Δe



Expression of CHUANG_OXIDATIVE_STRESS_RESPONSE_DN in Spot L

Δe

0.6

0.4

0.2

0.0

-0.2

-0.4

-0.6




Expression of CHUANG_OXIDATIVE_STRESS_RESPONSE_DN in Spot M

Δe

0.6
0.4
0.2
0.0
-0.2
-0.4
-0.6




Expression of CHUANG_OXIDATIVE_STRESS_RESPONSE_DN in Spot N



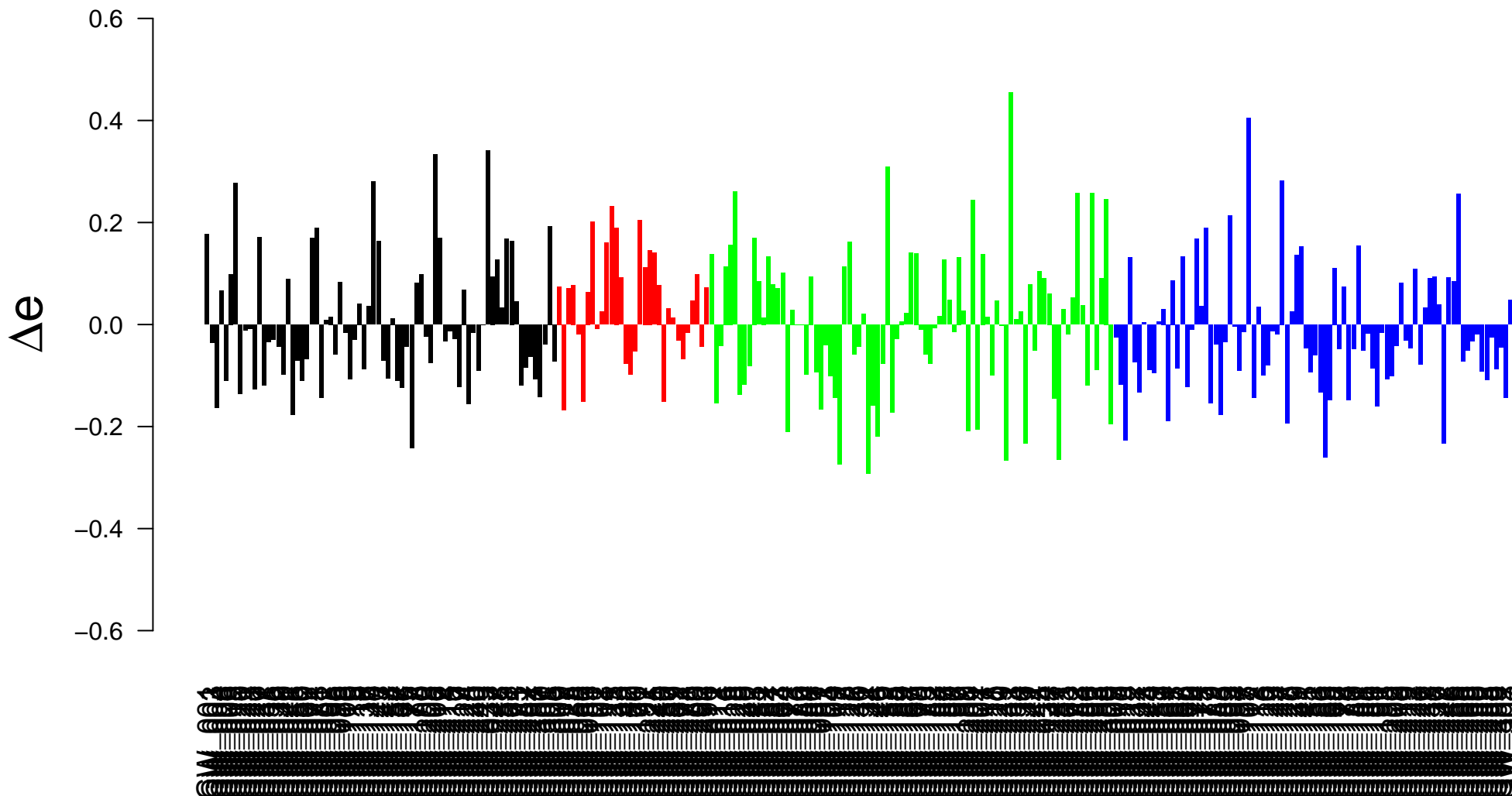
Expression of CHUANG_OXIDATIVE_STRESS_RESPONSE_DN in Spot O

Δe

0.6
0.4
0.2
0.0
-0.2
-0.4
-0.6



Expression of CHUANG_OXIDATIVE_STRESS_RESPONSE_DN in Spot P



Expression of CHUANG_OXIDATIVE_STRESS_RESPONSE_DN in Spot Q

Δe

0.6

0.4


0.2

0.0

-0.2

-0.4

-0.6



Expression of CHUANG_OXIDATIVE_STRESS_RESPONSE_DN in Spot R

Δe

0.6
0.4
0.2
0.0
-0.2
-0.4
-0.6

